

























| 1. What is your current AFS affiliation: If your membership is expired and you are renewing, or you have just joined AFS-AIC, please select appropriate answer and inform us in the text box. | | | |
|---|--|--------------------------|----------------|
| | | Response Percent | Response Count |
| Regular |  | 69.6% | 55 |
| Young-Professional |  | 1.3% | 1 |
| Student |  | 12.7% | 10 |
| Retired |  | 10.1% | 8 |
| Life Member |  | 6.3% | 5 |
| | | Other (please specify) | 4 |
| | | answered question | 79 |
| | | skipped question | 0 |











| 2. May we post your Name, Phone, and Email information on the AIC Website? http://www.fisheries.org/units/aic/members.htm | | | |
|---|---------------------------------------|---|----------------|
| | No- Do not post this info. on Website | Yes- AIC may post this info. on Website | Response Count |
| My Name | 3.8% (3) | 96.2% (76) | 79 |
| My Phone number | 24.1% (19) | 75.9% (60) | 79 |
| My Email address | 8.9% (7) | 91.1% (72) | 79 |
| | | answered question | 79 |
| | | skipped question | 0 |

| 3. Contact Information: Name, Phone and Email address | | | |
|---|--|--------------------------|----------------|
| | | Response Percent | Response Count |
| AFS Membership I.D. |  | 83.5% | 66 |
| Last Name |  | 100.0% | 79 |
| First Name |  | 100.0% | 79 |
| Phone Number |  | 91.1% | 72 |
| Email address |  | 96.2% | 76 |
| | | <i>answered question</i> | 79 |
| | | <i>skipped question</i> | 0 |

| 4. Current State-Province that best represents your connection to AIC | | | |
|---|---|--------------------------|----------------|
| | | Response Percent | Response Count |
| Maine |  | 46.8% | 37 |
| New Brunswick |  | 15.2% | 12 |
| New Hampshire |  | 12.7% | 10 |
| Newfoundland & Labrador |  | 2.5% | 2 |
| Nova Scotia |  | 7.6% | 6 |
| Prince Edward Island | | 0.0% | 0 |
| Quebec |  | 5.1% | 4 |
| Vermont |  | 10.1% | 8 |
| | | <i>answered question</i> | 79 |
| | | <i>skipped question</i> | 0 |

| 5. AFS & AIC Membership Information: | | | | | | |
|--------------------------------------|--------------------------|------------|------------|-------------|-------------------|----------------|
| | <3 Years | 3-5 Years | 6-9 Years | 10-20 Years | >20 Years | Response Count |
| How long have you been an AFS member | 13.9% (11) | 7.6% (6) | 19.0% (15) | 21.5% (17) | 38.0% (30) | 79 |
| How long have you been an AIC member | 20.3% (16) | 17.7% (14) | 15.2% (12) | 17.7% (14) | 29.1% (23) | 79 |
| | <i>answered question</i> | | | | | 79 |
| | <i>skipped question</i> | | | | | 0 |

| 6. What is your current (or future) field of work? You may select all that apply, but try to select the most significant field(s). | | | |
|--|---|------------------|----------------|
| | | Response Percent | Response Count |
| Freshwater fisheries |  | 79.7% | 63 |
| Marine fisheries |  | 30.4% | 24 |
| Education |  | 11.4% | 9 |
| Research |  | 46.8% | 37 |
| Regulatory/Permitting |  | 17.7% | 14 |
| Water quality/pollution |  | 15.2% | 12 |
| Other- Please specify |  | 16.5% | 13 |
| | Other (please specify) | | 16 |
| | <i>answered question</i> | | 79 |
| | <i>skipped question</i> | | 0 |

| 7. What is your current fisheries work status? Select one answer | | | |
|--|---|------------------|----------------|
| | | Response Percent | Response Count |
| Federal government |  | 19.0% | 15 |
| Provincial/State government |  | 31.6% | 25 |
| Tribal government | | 0.0% | 0 |
| Private sector-non industry |  | 10.1% | 8 |
| Industrial (Agriculture, Forestry, Aquaculture, Mining etc.) |  | 1.3% | 1 |
| Self employed |  | 3.8% | 3 |
| Academia |  | 8.9% | 7 |
| Student |  | 10.1% | 8 |
| Non-profit/NGO |  | 2.5% | 2 |
| Unemployed | | 0.0% | 0 |
| Retired |  | 10.1% | 8 |
| Other- Please Specify |  | 2.5% | 2 |
| | Other (please specify) | | 4 |
| | answered question | | 79 |
| | skipped question | | 0 |

8. Select all that apply regarding your AIC meeting participation in the past 7 years. *Note: Did you actually attend the AIC membership meeting during the 2 national meetings?

| | AIC Member | Attended AIC | Presented AIC | AIC Excom or committee member | Response Count |
|-----------------------|---------------------------------|--------------|---------------|-------------------------------|----------------|
| 2009 Shelburne, NH | 96.7% (58) | 23.3% (14) | 11.7% (7) | 5.0% (3) | 60 |
| 2008 Digby, NS | 97.6% (41) | 26.2% (11) | 19.0% (8) | 7.1% (3) | 42 |
| 2007 Fredericton, NB | 97.6% (41) | 33.3% (14) | 16.7% (7) | 7.1% (3) | 42 |
| *2006 Lake Placid, NY | 100.0% (37) | 27.0% (10) | 2.7% (1) | 5.4% (2) | 37 |
| 2005 Rangely, ME | 90.2% (37) | 51.2% (21) | 19.5% (8) | 12.2% (5) | 41 |
| 2004 Fairlee , VT | 94.1% (32) | 47.1% (16) | 17.6% (6) | 11.8% (4) | 34 |
| *2003 Quebec City | 97.2% (35) | 30.6% (11) | 5.6% (2) | 11.1% (4) | 36 |
| | <i>answered question</i> | | | | 73 |
| | <i>skipped question</i> | | | | 6 |











9. Select all that apply regarding your AFS National meeting participation in the past 7 years.

| | AFS Member | Attended AFS | Presented AFS | AFS Excom or committee member | Response Count |
|-------------------------|---------------------------------|--------------|---------------|-------------------------------|----------------|
| 2009 Nashville, TN | 96.1% (49) | 13.7% (7) | 17.6% (9) | 2.0% (1) | 51 |
| 2008 Ottawa, ON | 94.5% (52) | 21.8% (12) | 20.0% (11) | 3.6% (2) | 55 |
| 2007 San Francisco , CA | 95.6% (43) | 17.8% (8) | 13.3% (6) | 4.4% (2) | 45 |
| 2006 Lake Placid, NY | 92.2% (47) | 35.3% (18) | 23.5% (12) | 7.8% (4) | 51 |
| 2005 Anchorage, AK | 95.1% (39) | 9.8% (4) | 7.3% (3) | 2.4% (1) | 41 |
| 2004 Madison, WS | 97.3% (36) | 13.5% (5) | 10.8% (4) | 2.7% (1) | 37 |
| 2003 Quebec City, PQ | 93.8% (45) | 43.8% (21) | 25.0% (12) | 4.2% (2) | 48 |
| | <i>answered question</i> | | | | 73 |
| | <i>skipped question</i> | | | | 6 |




10. Select all that apply regarding your NED-AFS meeting participation in the past 7 years Attended Northeast Fish and Wildlife Conference

| | Attended NED | Presented NED | NED Excom or committee member | Response Count |
|-------------------------|---------------------------------|----------------------|--------------------------------------|-----------------------|
| 2009 Lancaster, PA | 7.8% (4) | 2.0% (1) | 3.9% (2) | 51 |
| 2008 Galloway, NJ | 5.5% (3) | 1.8% (1) | 1.8% (1) | 55 |
| 2007 Mystic/Groton, CT | 8.9% (4) | 4.4% (2) | 4.4% (2) | 45 |
| 2006 Burlington, VT | 15.7% (8) | 3.9% (1) | 2.0% (1) | 51 |
| 2005 Virginia Beach, VA | 2.4% (1) | 0.0% (0) | 2.4% (1) | 41 |
| 2004 Ocean City, MD | 5.4% (2) | 2.7% (1) | 5.4% (2) | 37 |
| 2003 Newport, RI | 8.3% (4) | 4.2% (2) | 4.2% (2) | 48 |
| | <i>answered question</i> | | | 73 |
| | <i>skipped question</i> | | | |











11. If you seldom or have never attended an AIC meeting, please indicate why from the following choices.

| | | Response Percent | Response Count |
|---|---|------------------|----------------|
| I cannot get travel authorization |  | 16.1% | 9 |
| I cannot get work related financial support |  | 14.3% | 8 |
| I pay my own way and cannot always afford it |  | 21.4% | 12 |
| I must use vacation time or cannot get time off from work |  | 1.8% | 1 |
| It is usually too far to travel |  | 16.1% | 9 |
| I only go when it is in my province/state |  | 7.1% | 4 |
| Not interested in technical agenda |  | 7.1% | 4 |
| Must choose between other meetings such as AFS Annual meeting |  | 28.6% | 16 |
| Too busy to attend |  | 46.4% | 26 |
| Language Issues (Difficult to understand English) | | 0.0% | 0 |
| Other (please specify) |  | 21.4% | 12 |
| | Other (please specify) | | 18 |
| | answered question | | 56 |
| | skipped question | | 23 |




12. AIC is tentatively planning to have the 2010 (36th Annual) meeting on Prince Edward Island (Sept 19-21?). What is the probability that you would attend? Note AFS National is Sept. 12-16 in Pittsburg, PA

| | | Response Percent | Response Count |
|----------------------------|---|--------------------------|----------------|
| Not Likely |  | 64.4% | 47 |
| Attendance Probable |  | 20.5% | 15 |
| Attendance Highly Probable |  | 15.1% | 11 |
| | | <i>answered question</i> | 73 |
| | | <i>skipped question</i> | 6 |




**13. What are the primary reasons that hinder your possible attendance at AIC in 2010 (Prince Edward Island).
Select all that apply**

| | | Response Percent | Response Count |
|---|---|-----------------------------|---------------------------|
| No Issues- I'm Going! |  | 12.3% | 9 |
| Not available Sept 19-21 2010- Tentative Dates |  | 8.2% | 6 |
| I cannot get travel authorization |  | 16.4% | 12 |
| I cannot get work related financial support |  | 26.0% | 19 |
| I pay my own way and cannot always afford it |  | 17.8% | 13 |
| I must use vacation time or cannot get time off from work |  | 6.8% | 5 |
| It is too far to travel |  | 13.7% | 10 |
| Must choose between other meetings such as AFS Annual meeting |  | 17.8% | 13 |
| Too busy (work) to attend |  | 28.8% | 21 |
| Other (please specify) |  | 15.1% | 11 |
| | Other (please specify) | | 13 |
| | answered question | | 73 |
| | skipped question | | 6 |




14. If you could attend the 2010 AIC Meeting, would you be interested in participating in some type of educational seminar or other professional workshop such as CPR/First AID, Fish passage analysis etc., AFS Professional Certification etc.

| | | Response Percent | Response Count |
|---|---|------------------|----------------|
| Yes |  | 45.7% | 32 |
| Unsure |  | 31.4% | 22 |
| No thanks |  | 22.9% | 16 |
| Please provide your suggestions (<300 characters) | | | 12 |
| answered question | | | 70 |
| skipped question | | | 9 |

15. (Optional) What are the 3 most important work related topics that you would like to see presented at the 2010 AIC Annual Meeting?

| | | Response Percent | Response Count |
|--------------------------|--|------------------|----------------|
| 1) |  | 100.0% | 32 |
| 2) |  | 93.8% | 30 |
| 3) |  | 75.0% | 24 |
| answered question | | | 32 |
| skipped question | | | 47 |













16. (Optional) Would you be interested in becoming a Session Chair-Moderator at our 2010 annual meeting?

| | | Response Percent | Response Count |
|---|---|---------------------------------|----------------|
| Yes |  | 11.3% | 6 |
| Maybe |  | 32.1% | 17 |
| No Thanks |  | 56.6% | 30 |
| Please provide any comments for your answer | | | 11 |
| | | <i>answered question</i> | 53 |
| | | <i>skipped question</i> | 26 |








17. AIC traditionally has our 2.5 day annual meeting the 2nd or 3rd week in September. Generally Sunday afternoon through Tuesday Afternoon. To maximize AIC member participation at future meetings, we seek your potential availability for each month. Note: A selection for each month is required! Using the 5 point Likert-type scale, what months are you available for attending a 2.5 day AIC meeting. *Note: AFS National is Late Aug- Early Sept. NED is normally Late April

| | Never | Infrequently | Sometimes | Frequently | Always | Response Count |
|------|---------------------------------|-------------------|-------------------|-------------------|----------|----------------|
| Jan | 23.3% (17) | 13.7% (10) | 13.7% (10) | 39.7% (29) | 9.6% (7) | 73 |
| Feb | 21.9% (16) | 13.7% (10) | 12.3% (9) | 42.5% (31) | 9.6% (7) | 73 |
| Mar | 20.5% (15) | 16.4% (12) | 26.0% (19) | 32.9% (24) | 4.1% (3) | 73 |
| Apr* | 21.9% (16) | 32.9% (24) | 27.4% (20) | 16.4% (12) | 1.4% (1) | 73 |
| May | 42.5% (31) | 30.1% (22) | 19.2% (14) | 5.5% (4) | 2.7% (2) | 73 |
| Jun | 34.2% (25) | 30.1% (22) | 27.4% (20) | 6.8% (5) | 1.4% (1) | 73 |
| Jul | 30.1% (22) | 32.9% (24) | 19.2% (14) | 13.7% (10) | 4.1% (3) | 73 |
| Aug | 27.4% (20) | 35.6% (26) | 17.8% (13) | 15.1% (11) | 4.1% (3) | 73 |
| Sep* | 20.5% (15) | 27.4% (20) | 28.8% (21) | 17.8% (13) | 5.5% (4) | 73 |
| Oct | 13.7% (10) | 28.8% (21) | 32.9% (24) | 23.3% (17) | 1.4% (1) | 73 |
| Nov | 21.9% (16) | 13.7% (10) | 24.7% (18) | 35.6% (26) | 4.1% (3) | 73 |
| Dec | 28.8% (21) | 21.9% (16) | 21.9% (16) | 21.9% (16) | 5.5% (4) | 73 |
| | <i>answered question</i> | | | | | 73 |
| | <i>skipped question</i> | | | | | 6 |



18. Good Things about AIC! For those members whom have attended 2 or more AIC meetings, tell us what you like about the meetings

| | | Response Percent | Response Count |
|---|---|------------------|----------------|
| Free Beer |  | 52.3% | 23 |
| Socialization- Keeping up with work-related friends-acquaintances |  | 84.1% | 37 |
| Professional Networking |  | 93.2% | 41 |
| Relatively inexpensive- compared to AFS National! |  | 84.1% | 37 |
| It's an AFS meeting I can drive to |  | 61.4% | 27 |
| AIC got me started with other AFS functions-duties |  | 15.9% | 7 |
| Regionally exclusive technical agenda |  | 68.2% | 30 |
| Easy way to submit and present papers and posters- can be used for AFS Certification! |  | 34.1% | 15 |
| Soggy Boot & Lunker Awards |  | 18.2% | 8 |
| Raffle Items |  | 20.5% | 9 |
| Free or Reduced \$ Work Travel to Interesting-Unique Locations |  | 40.9% | 18 |
| Other (please specify) |  | 6.8% | 3 |
| | Other (please specify) | | 4 |
| | answered question | | 44 |
| | skipped question | | 35 |







| 19. For those that have obtained AFS Certification, please select the appropriate box. | | | | |
|--|-----------|-------------------|----------|----------------|
| | Associate | Professional | Emeritus | Response Count |
| Current-Active | 13.3% (2) | 86.7% (13) | 0.0% (0) | 15 |
| Past Due-Inactive | 0.0% (0) | 100.0% (3) | 0.0% (0) | 3 |
| Other (please specify) | | | | 3 |
| answered question | | | | 18 |
| skipped question | | | | 61 |

| 20. For those whom have not obtained AFS Certification, please select from the following | | | |
|--|---|------------------|----------------|
| | | Response Percent | Response Count |
| Certification does not interest me- Benefits negligible |  | 36.0% | 18 |
| Interested in Certification, but would like more information |  | 34.0% | 17 |
| Have applied for Certification (awaiting notification) |  | 6.0% | 3 |
| Have sought Certification, but was unable to fulfill all of the required elements |  | 2.0% | 1 |
| Unable to afford: \$50 (U.S.) Associate \$100 (U.S.) Professional |  | 8.0% | 4 |
| Too busy to apply |  | 22.0% | 11 |
| Other, Please Specify |  | 18.0% | 9 |
| Other (please specify) | | | 12 |
| answered question | | | 50 |
| skipped question | | | 29 |

21. AIC is seeking well-connected members to help gather and assemble regionally exclusive information for showcasing in our Newsletter (1-3 topics, twice per year). Would you be willing to serve as a regional AIC representative for this matter?

| | | Response Percent | Response Count |
|---|--|--------------------------|----------------|
| Yes, I would like to be considered for this task for at least 1 year. |  | 12.3% | 8 |
| No, or I could recommend some individuals- in next question |  | 87.7% | 57 |
| | | <i>answered question</i> | 65 |
| | | <i>skipped question</i> | 14 |

22. Could you recommend someone that has the skills & connections to perform these duties? Provide Last and First Name of individuals

| | | Response Percent | Response Count |
|-------------------------|---|--------------------------|----------------|
| Maine |  | 55.6% | 5 |
| New Brunswick |  | 33.3% | 3 |
| New Hampshire |  | 11.1% | 1 |
| Newfoundland & Labrador |  | 11.1% | 1 |
| Nova Scotia |  | 11.1% | 1 |
| Prince Edward Island | | 0.0% | 0 |
| Quebec | | 0.0% | 0 |
| Vermont |  | 22.2% | 2 |
| | | <i>answered question</i> | 9 |
| | | <i>skipped question</i> | 70 |

23. AIC is seeking a member with the skills necessary to periodically update and modify our website. Would you be willing to serve as a regional AIC representative for this matter?

| | | Response Percent | Response Count |
|---|--|------------------|----------------|
| Yes, I would like to be considered for this task for at least 1 year. | | 0.0% | 0 |
| No, or I could recommend the following people | | 100.0% | 63 |
| Potential individuals that have the skills to perform Website editor type duties? | | | 1 |
| <i>answered question</i> | | | 63 |
| <i>skipped question</i> | | | 16 |